



Student Directions

Accessing your course and classroom

Contents

How to Access Webcast Courses.....	2
How to Access Self-Paced Courses	6

How to Access Webcast Courses

The following screens will take you through the login process for your GET WIRED! course.

You will need your WECA username and password to log in to the WECA Learning Portal. Your username and password are the same as the ones used to access the main WECA website (www.goweca.com). Please note that your password is cAsE-sEnSiTiVe. Your default login information is shown below.

Default username: 6-digit Student ID *(located on your class welcome email)*

Default password*: Last 6 digits of your social security number


** Note: You can change your password on the WECA website at any time. If you have changed your password on the WECA website, your password will also be updated on the Portal. If you have forgotten your password, [call the WECA office](#).*

Five to ten minutes prior to class start time, go to the WECA Portal website follow the directions below to access your course.

You may want to bookmark this page for easy future access.

WECA Portal website:

<https://portal.goweca.com>



The screenshot shows the login interface for the WECA Learning Portal. At the top center is the WECA logo, which consists of the letters 'WECA' in white on a blue oval background with a yellow and blue horizontal stripe. Below the logo are two input fields: 'Username' and 'Password'. The 'Password' field has a small eye icon to its right. Underneath these fields is a link that says 'Forgotten your username or password?'. A large blue button with the text 'Log in' is positioned below the link. At the bottom of the form, there is a section titled 'Log in using your account on:' followed by a button that says 'Login via WECA' with a small person icon to its left.

My Courses

Filter 1

Saved searches ?

Select


Select a co

Enrolled

Started 1

Completed

Starred



Exam Preparation

Live Online 2 Day Exam Prep - 16312

Click on your course link

Click the Webcast link below to enter class.

You may enter up to 15 minutes prior to class start time.



URL

Live Webcast

Click "Live Webcast" to enter your class



File

Student Guide PDF

PDF document

Get Wired! 104 - #9824-10606



WECA
WELCOME
*Students, enter as a guest.
You must enter your full first and last name to receive credit for the class.*
www.goweca.com | (877) 444-9322



Ensure the “Guest” option is underlined as shown, and then type your first and last name.

You must type your full name, matching the name WECA has on file, or you may not get credit for attending the class.

Click “Enter Room” once you have typed in your full first and last name.

Guest Registered User

Name

Type here

By entering a Name & clicking “Enter Room”, you agree that you have read and accept the [Terms of Use](#) & [Privacy Policy](#).

Enter Room

You are now in class.



Nothing is being shared
Please wait for the presenter to start sharing

Everyone +

Start a conversation with everyone or chat privately with the Hosts, Presenters or any Attendee

Type here



> Hosts (0)

> Presenters (0)

▼ Participants (1)

Rebecca Archer You

How to Access Self-Paced Courses

The following screens will take you through the login process for your WECA self-paced course.

You will need your WECA username and password to log in to the WECA Learning Portal. Your username and password are the same as the ones used to access the main WECA website (www.goweca.com). Please note that your password is cAsE-sEnSiTiVe. Your default login information is shown below.

Default username: 6-digit Student ID *(located on your class welcome email)*

Default password*: Last 6 digits of your social security number


** Note: You can change your password on the WECA website at any time. If you have changed your password on the WECA website, your password will also be updated on the Portal. If you have forgotten your password, call the WECA office.*

Five to ten minutes prior to class start time, go to the WECA Portal website follow the directions below to access your course.

You may want to bookmark this page for easy future access.

WECA Portal website:


<https://portal.goweca.com>



The screenshot shows the WECA Learning Portal login interface. At the top is the WECA logo, which consists of the letters 'WECA' in white on a blue oval background with a yellow and blue horizontal stripe. Below the logo are two input fields: 'Username' and 'Password'. The 'Password' field has a small eye icon to its right. Below these fields is a link that says 'Forgotten your username or password?'. A large blue button with the text 'Log in' is positioned below the link. Underneath the button is a horizontal line, followed by the text 'Log in using your account on:'. At the bottom, there is a button with a person icon and the text 'Login via WECA'.

Course overview

🔍 All ▾
🔍 Search

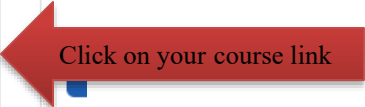



**Service Technician:
General Residential**

Service Technician: General Residential

Service Technician: General Residenti...

View Course





- Dashboard
- All Courses
- My Courses
- E-Library
- Announcements
- Site survey
- Admin Dashboard
- Reports & Analytics

Dashboard > My courses > Western Electrical Contractors... > Self-Paced Courses > Service Technician: General Res... > Service Technician: General Res...

Service Technician: General Residential - 2023 Code Edition

You are now in class.

General

Service Technician: General Residential

(16 hour class-Self-paced) (2023 Code Edition)

Welcome to *Service Technician: General Residential - 2023 Code Edition*. You can learn and complete this course at your own pace, when you have time. This course is an introduction to residential troubleshooting, based on what a service technician needs to know and do, as a representative of their company, while utilizing good work practices.

Ask an Instructor

Need some more help understanding a course topic? Click the button below to reach out to an instructor. Instructors cannot answer questions in relation to course grades. For all other questions, please contact the office at (877) 444-9322, Monday - Friday, 8 AM to 5 PM, or fill out the Help Ticket in the Self-Paced Technical Help & Support section below.

Ask an Instructor